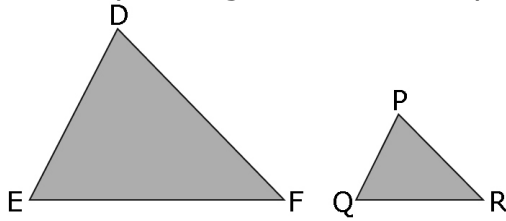


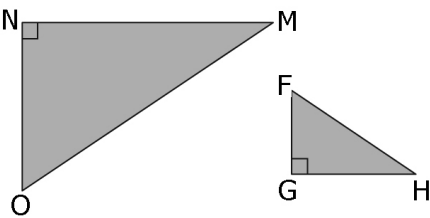
4.3 Similar Polygons - Worksheet #1

1. The following are pairs of similar triangles. List the corresponding angles and the corresponding sides in each pair of triangles.

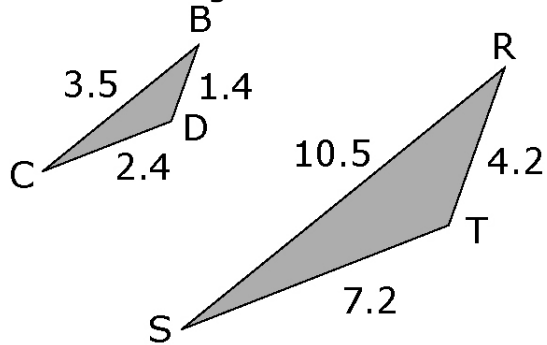
a)



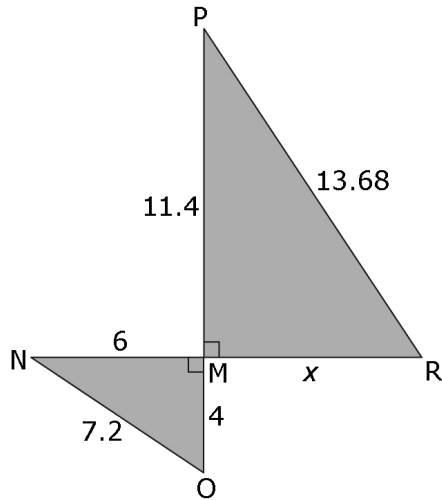
b)



2. Are the triangles similar? Show how you know using ratios.



4. $\triangle MNO$ is similar to $\triangle MPR$. Calculate the missing length, x , to the nearest tenth. *Hint: Compare the corresponding sides to determine the scale factor. Use the scale factor to solve for the missing length.*



5. The two vertical supports on a ramp form two triangles. $\triangle ABC$ is similar to $\triangle DEC$. Find the height of the ramp by calculating the missing length, y . Show your work.

